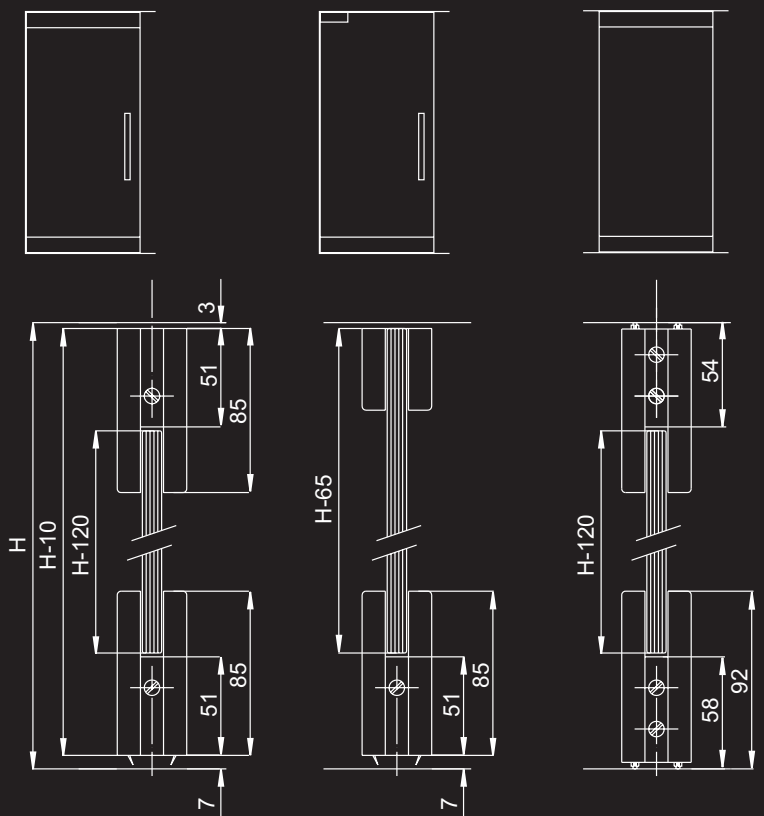




RAILS - 17000  
CASMA




**Lavorazione  
del vetro**  
*Glass Fabrication  
Muecas en el vidrio*



# casma.com

# rails

rails  
zócalos



Il sistema di zoccoli CASMA offre la più ampia gamma di configurazioni possibili sia tecniche sia estetiche.

Sono infatti disponibili:

- adattatori intercambiabili che moltiplicano le funzioni dello zoccolo
- componenti quali la cerniera con sino a 4 assi di rotazione pre-configurati
- morsetti di rinforzo per porte di larghezze molto superiori agli 800 mm (e.g. fino a 1400 mm)
- barre irrigiditrici per utilizzo in aree ad intenso traffico di carrelli
- porta serratura con serrature e cilindri di sicurezza, guarnizioni a pavimento ed a soffitto integrate.

Inoltre gli zoccoli per i laterali fissi consentono ben 10 mm di regolazione verticale all'interno della struttura dello zoccolo.

Copertine facilmente intercambiabili (senza poter essere rovinate durante l'operazione) in Inox, Ottone, Alluminio ecc. in varie finiture che permettono di avere un look diverso tra interno ed esterno.

Molti dei componenti degli zoccoli possono essere sostituiti senza dover smontare il vetro.

Lo zoccolo può essere utilizzato come facile strumento per il collegamento di un chiudiporta aereo o per l'inserimento di serrature magnetiche o altri tipi di sistema di controllo degli accessi.

Tutti gli zoccoli CASMA possono essere utilizzati con vetri da 8mm a 12mm di spessore e non è richiesta alcuna lavorazione del vetro.

*CASMA rail system offers the most complete range of technical and aesthetical solutions in the market.*

*Many thousands of Casma Door Rails are installed every year in many different types of application for all types of buildings. The quality and durability are unsurpassed with many installations now over thirty years old and still working well.*

*A choice of interchangeable pivots are available for different types of floor mounted door closers, overhead concealed closers, and free swing installations.*

*The simple method of manufacture allows the use of interchangeable cover plates with a unique fixing method using a rod and shaped extrusion, this eliminates the problem of distorting the covers during assembly or maintenance.*

*A choice of different cover finishes is available. Integrated locks with revolving security pins are available for both top and bottom rails. Locks can also be a retro-fit option.*

*All Casma Door Rails are fitted with weather strip wipes.*

*Glass thickness of 10mm 12mm can be accommodated as a standard.*

*All parts of any Casma Door Rail can be replaced or changed individually, in many instances the door does not have to be removed.*

*CASMA Door Rails are very easy to use with Automatic Overhead Swing Door Operators as the design allows a simple fixing of the arm to the rail and concealment of cables for presence sensors. The rails are also ideally suited to the application of Mag-Locks and other types of access control for both public and private buildings.*

*El sistema de zócalos CASMA ofrece la más amplia gama de configuraciones posibles, sean técnicas o estéticas.*

*Están disponibles:*

- adaptadores intercambiables que multiplican las funciones del zócalo*
- componentes como las bisagras con hasta 4 entre ejes*
- uniones de refuerzo para puertas muy superiores a los 800 mm de largo (por ejemplo hasta 1.400 mm)*
- perfiles de refuerzo para su utilización en áreas de intenso tráfico de carritos*
- cerraduras y cilindros de seguridad con intercalarios a suelo y a techo integrados.*


*Además los zócalos para los laterales fijos admiten bien 10mm de regulación vertical en el interior de la estructura del zócalo.*

*Tapas fácilmente intercambiables (evitando que sean derruidas durante la operación) en acero inoxidable, latón, aluminio, etc. en varios acabados que permiten un look diferente tanto en el interior como en el exterior.*


*Muchos de los componentes del zócalo pueden sustituirse sin tener que desmontar el cristal.*

*Los zócalos pueden ser utilizados como fácil instrumento para funcionar con un cierrapuertas aéreo o para insertar cerraduras magnéticas u otros tipos de sistemas de control de acceso.*

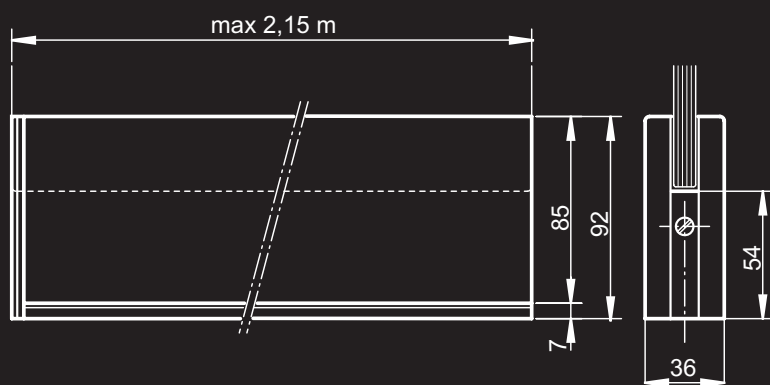

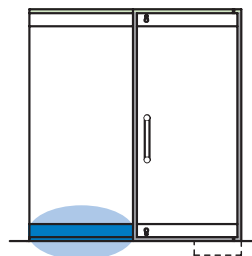
*Todos los zócalos CASMA pueden ser utilizados con cristal de 8mm a 12mm de espesor y no es necesaria ninguna adaptación en la elaboración del cristal.*



**17100**  
**17110**  
**17200**  
**17270**  
**17300**  
**17370**



# 17100



## Caratteristiche Tecniche

*Technical characteristics*

*Características técnicas*

**Spessore vetro** 8/10/12 mm

*Glass thickness*

*Espesor del vidrio*


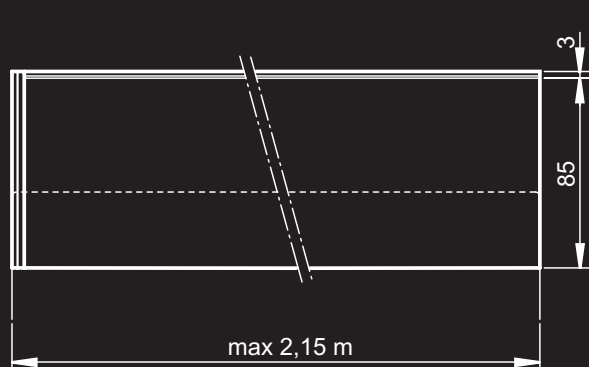
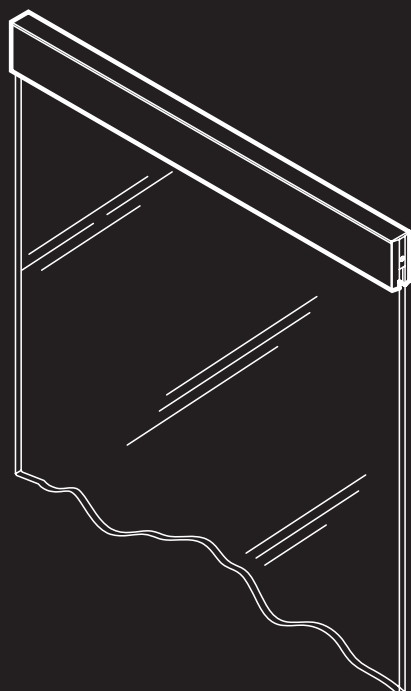
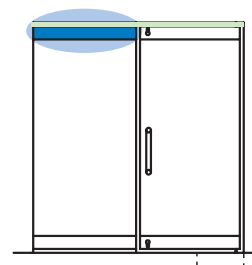
## Finiture disponibili

*Available finishes*

*Acabados disponibles*

610	
611	
610	
612	
613	
614	
615	
620	
632	
633	
Ral	
710	
711	
712	
713	
715	
810	
812	

# 17110



## Caratteristiche Tecniche

*Technical characteristics*

*Características técnicas*

**Spessore vetro** 8/10/12 mm

*Glass thickness*

*Espesor del vidrio*

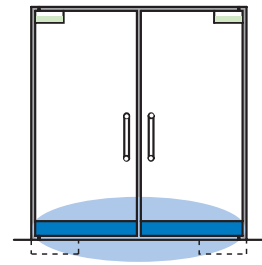
## Finiture disponibili

*Available finishes*

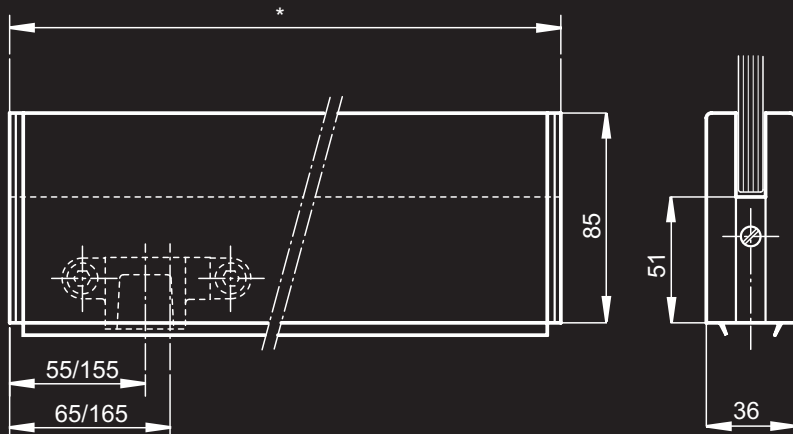


*Acabados disponibles*

610	—	■
611	—	■
610	—	■
612	—	■
613	—	■
614	—	■
615	—	■
620	—	■
632	—	■
633	—	■
Ral	—	■
710	—	■
711	—	■
712	—	■
713	—	■
715	—	■
810	—	■
812	—	■

# 17200



CASMA



## Caratteristiche Tecniche

*Technical characteristics*

*Características técnicas*

**Spessore vetro** 8/10/12 mm

*Glass thickness*

*Espesor del vidrio*

**Peso max della porta** 120 Kg

*Max door weight*

*Peso máximo de la puerta*

**Larghezza max della porta** 1300 mm

*Max door width*

*Ancho máximo de la puerta*

**Coppia di serraggio** Nm 14÷16

**raccomandata per il fissaggio**

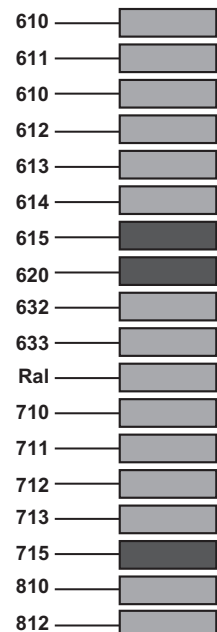
*Recommended torque for fixing screw*

*Momento del cerramiento aconsejado para tornillos*

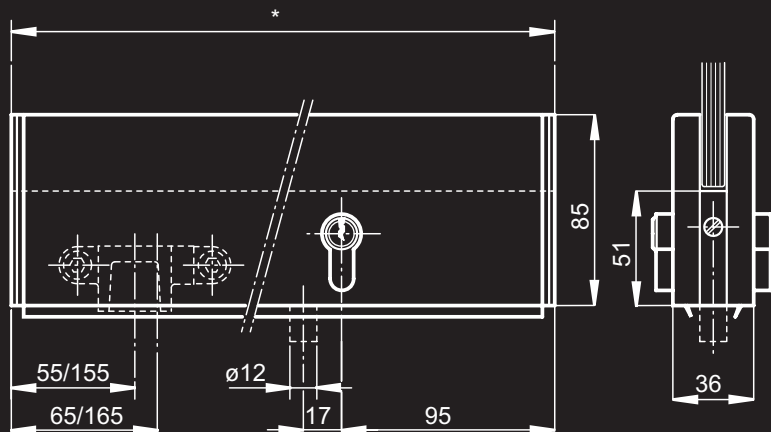

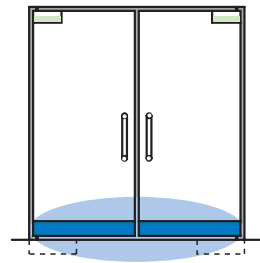
## Finiture disponibili

*Available finishes*

*Acabados disponibles*



# 17270



## Caratteristiche Tecniche

*Technical characteristics*

*Características técnicas*

**Spessore vetro** 8/10/12 mm

*Glass thickness*

*Espesor del vidrio*

**Peso max della porta** 120 Kg

*Max door weight*

*Peso máximo de la puerta*

**Larghezza max della porta** 1300 mm

*Max door width*

*Ancho máximo de la puerta*

**Coppia di serraggio** Nm 14÷16

**raccomandata per il fissaggio**

*Recommended torque for fixing screw*

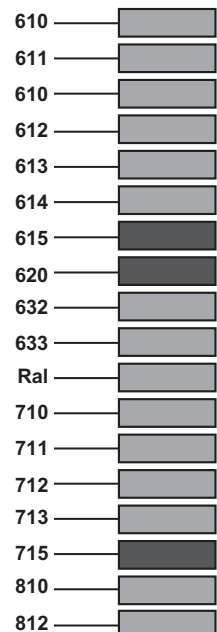
*Momento del cerramiento*

*aconsejado para tornillos*

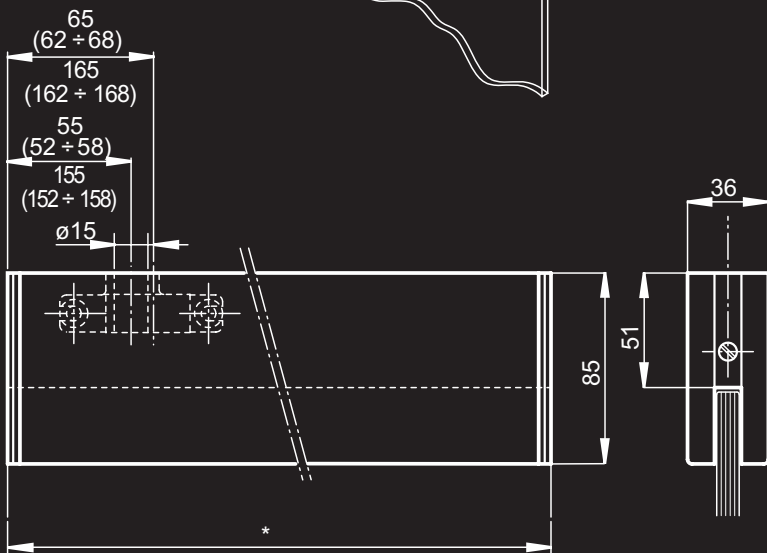
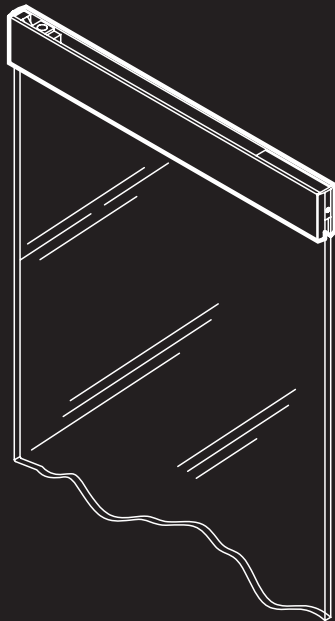
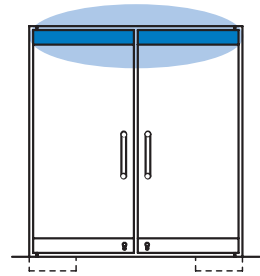
## Finiture disponibili

*Available finishes*

*Acabados disponibles*



# 17300



## Caratteristiche Tecniche

*Technical characteristics*

*Características técnicas*

**Spessore vetro** 8/10/12 mm

*Glass thickness*

*Espesor del vidrio*

**Peso max della porta** 120 Kg

*Max door weight*

*Peso máximo de la puerta*

**Larghezza max della porta** 1300 mm

*Max door width*

*Ancho máximo de la puerta*

**Coppia di serraggio** Nm 14÷16

**raccomandata per il fissaggio**

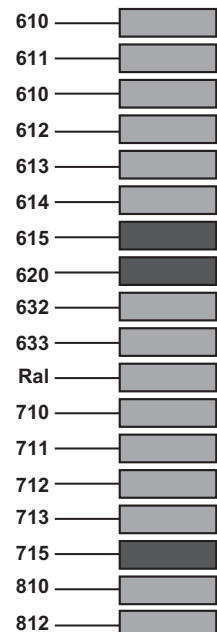
*Recommended torque for fixing screw*

*Momento del cerramiento aconsejado para tornillos*

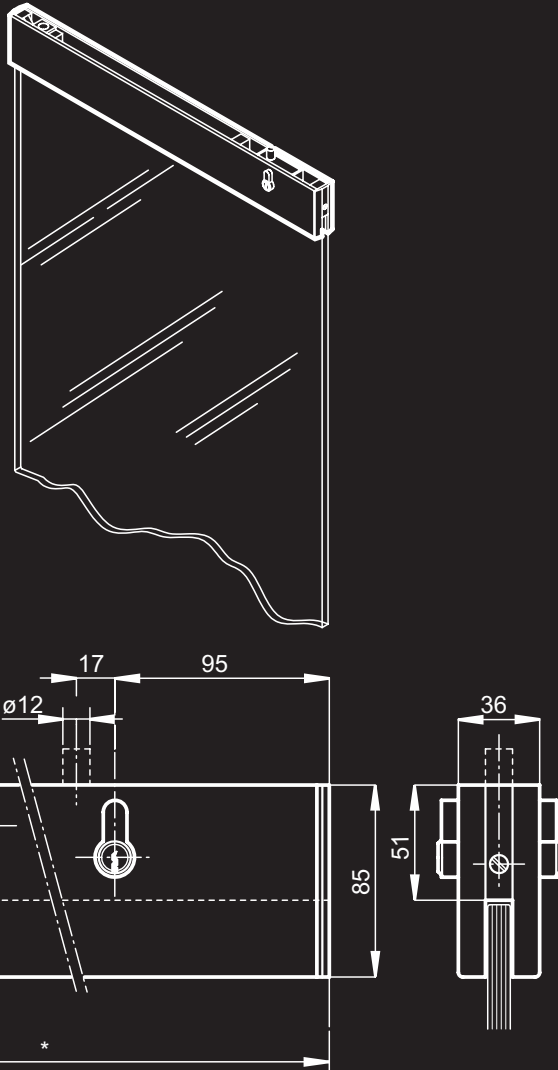

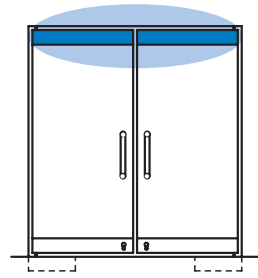
## Finiture disponibili

*Available finishes*

*Acabados disponibles*



# 17370



## Caratteristiche Tecniche

Technical characteristics  
Características técnicas

**Spessore vetro** 8/10/12 mm

Glass thickness  
Espesor del vidrio

**Peso max della porta** 120 Kg

Max door weight  
Peso máximo de la puerta

**Larghezza max della porta** 1300 mm

Max door width  
Ancho máximo de la puerta

**Coppia di serraggio** Nm 14÷16

raccomandata per il fissaggio  
Recommended torque for fixing screw  
Momento del cerramiento  
aconsejado para tornillos



## Finiture disponibili

Available finishes  
Acabados disponibles

610	
611	
610	
612	
613	
614	
615	
620	
632	
633	
Ral	
710	
711	
712	
713	
715	
810	
812	

# 10-015

# 10-015



# Profilo a parete

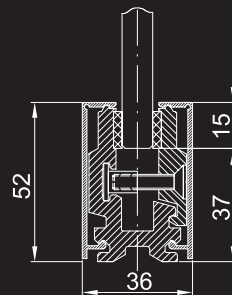
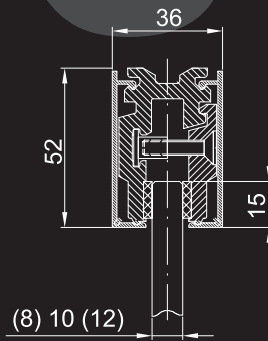
Glass to wall connecting profile  
Perfiles a pared



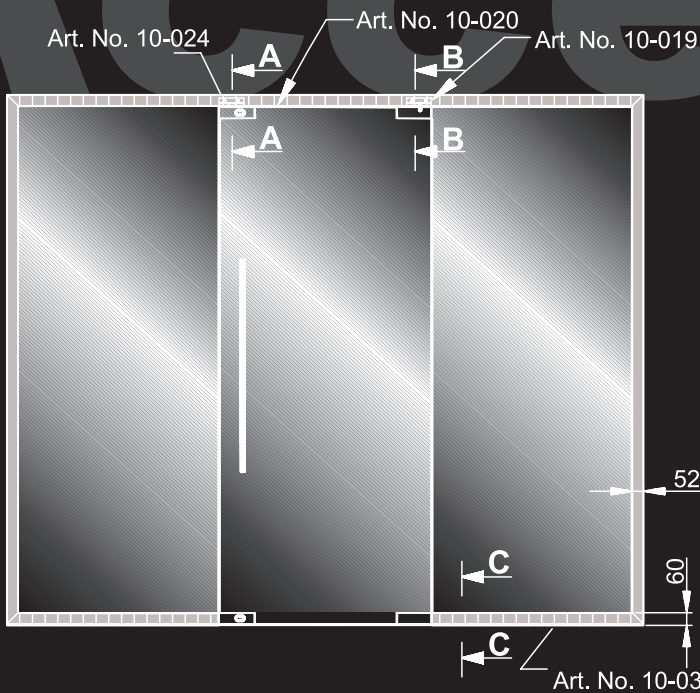
Profilo in alluminio  
fornibile in barre da 6m.  
Il set comprende le copertine in  
alluminio anodizzato,  
le guarnizioni per il vetro richiesto  
e 10 morsetti.

Aluminium profile in 6m bars complete  
with anodized aluminium covers,  
gaskets for the  
requested glass thickness and 10 clamps.

Perfiles en aluminio  
suministrables en barras de 6 m.  
El set comprende las tapas de aluminio  
anodizado, los intercalarios para el vidrio  
solicitado y 10 uniones.



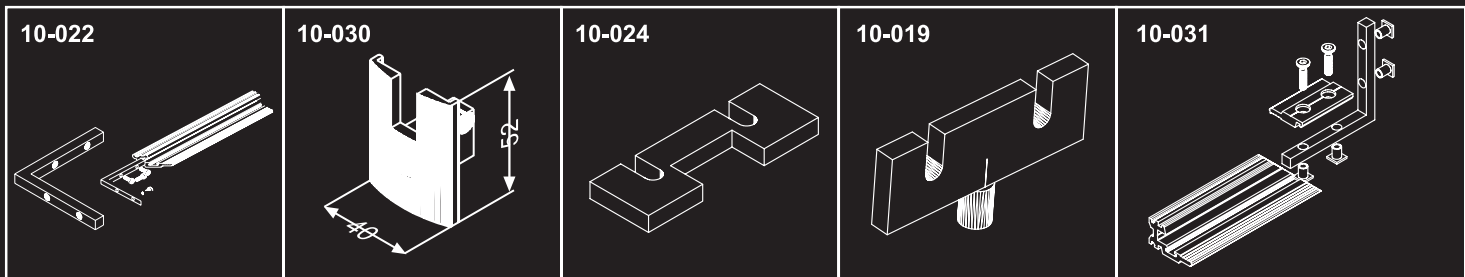
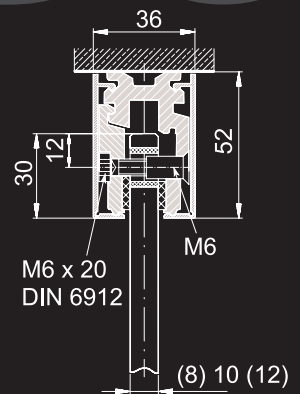
# Accessori




**Installazione  
con viti di sicurezza.  
(es. Sopraluce):  
Usare il profilo base 10-034  
e i morsetti a vite 10-035**

**Installation with safety screws  
(i.e. Overpanels):  
use the basic profile  
10-034 and the clamps with  
screws 10-035**

**Instalación con tornillos de  
seguridad (p. e. montante)  
Utilizar el perfil base 10-034  
y las uniones  
a tornillos 10-035**





**CASMA**

**CASMA S.p.A.**

**Via Primo Maggio, 86 - 20013 **MAGENTA** (MI) - Italy**  
**ph. +39 02 97298418 - fax +39 02 97299006**  
**www.casma.com - casma@casma.it**

10  
06  
01